

SCHOOL-SCOUT.DE

Unterrichtsmaterialien in digitaler und in gedruckter Form

Auszug aus:

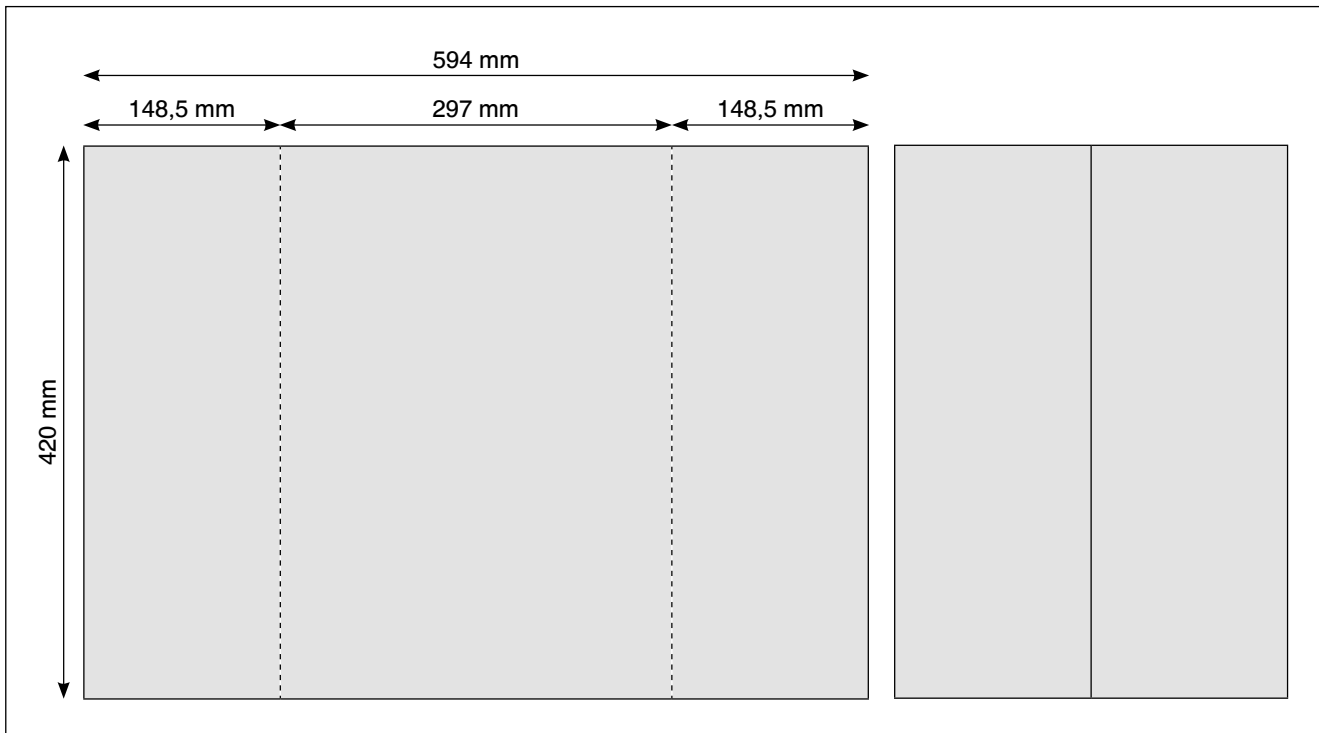
Lapbooks: Landeskunde englischsprachiger Länder

Das komplette Material finden Sie hier:

[School-Scout.de](https://www.school-scout.de)



<p>Vorwort 4</p> <p>Great Britain 6</p> <p>Flag of Great Britain 7</p> <p>General facts about Great Britain 8</p> <p>A map of Great Britain 10</p> <p>Traditions and holidays 11</p> <p>Places to visit in Great Britain 13</p> <p>The Royal Family 16</p> <p>Greetings from Great Britain 17</p> <p style="padding-left: 20px;">a) A postcard from Great Britain 17</p> <p style="padding-left: 20px;">b) A text message from Great Britain 18</p> <p>Scotland 19</p> <p>Flag of Scotland 20</p> <p>General facts about Scotland 21</p> <p>A map of Scotland 23</p> <p>Traditions and holidays 24</p> <p>Places to visit in Scotland 27</p> <p>Profile of a sight of your choice 30</p> <p>Languages in Scotland 31</p> <p>Greetings from Scotland 32</p> <p style="padding-left: 20px;">a) A postcard from Scotland 32</p> <p style="padding-left: 20px;">b) A text message from Scotland ... 33</p>	<p>USA: The United States of America .. 34</p> <p>Flag of the USA 35</p> <p>General facts about the USA 36</p> <p>A map of the USA 38</p> <p>American holidays 39</p> <p>Places to visit in the USA 41</p> <p>Profile of a sight of your choice 44</p> <p>History of the USA 45</p> <p>American vs. British English 46</p> <p>Greetings from the USA 47</p> <p style="padding-left: 20px;">a) A postcard from the USA 47</p> <p style="padding-left: 20px;">b) A text message from the USA ... 48</p> <p>Australia 49</p> <p>Flag of Australia 50</p> <p>General facts about Australia 51</p> <p>A map of Australia 53</p> <p>Aboriginal Australians 54</p> <p>Australian impressions 56</p> <p>Profile of a sight of your choice 59</p> <p>Australian animals 60</p> <p>Greetings from Australia 62</p> <p style="padding-left: 20px;">a) A postcard from Australia 62</p> <p style="padding-left: 20px;">b) A text message from Australia ... 63</p>
--	--



Herstellung eines Lapbooks

Das DIN-A3-Plakat kann folgendermaßen zu einem Lapbook gefaltet werden:

Die Seiten des quer gelegten DIN-A3-Plakates werden zur Mitte gefaltet, sodass ein aufklappbares „Buch“ entsteht. Nach oben und unten kann diese Grundform bei Bedarf erweitert werden. Natürlich können Sie von vornherein sowohl eine andere DIN-Größe für das Plakat wählen als auch die Faltvorlagen der einzelnen Arbeitsblätter vergrößert oder verkleinert kopieren und so Ihrem Bedarf anpassen.

Das fertige Lapbook sowie ggf. das Deckblatt befüllen die Schülerinnen und Schüler mit den verschiedenen Gestaltungselementen zum jeweiligen Thema.

Die dabei verwendeten Kopiervorlagen können bei Bedarf von den Schülerinnen und Schülern farbig gestaltet werden. Ihnen wird so die Möglichkeit geboten, sich auf eine kreative Art und Weise mit dem aktuellen Unterrichtsthema auseinanderzusetzen und wichtige Aspekte zusammenzufassen.

Leistungsüberprüfung

Die Schülerinnen und Schüler erarbeiten sich die Inhalte des Themas selbstständig. Die fertigen Klappbücher können nach den Präsentationen eingesammelt und von der Lehrkraft als Portfolio genutzt werden. Es ist wichtig, mit den Schülerinnen und Schülern vor Beginn der Arbeit zu vereinbaren, ob bzw. wie die Gestaltung der Lapbooks bewertet wird.

Ich wünsche Ihnen und Ihren Schülerinnen und Schülern viel Spaß bei der Umsetzung.

Carina Becker



von links nach rechts unten: Beautiful view of Edinburgh © shaiith – stock.adobe.com; Stonehenge at Sunset © nadl2022 – stock.adobe.com; Lake District Cumbria © Philip Enticknap – stock.adobe.com; Old houses in Castle Combe © Jenifoto – stock.adobe.com; Big Ben and westminster bridge © sborisov – stock.adobe.com; Windsor castle © Mistervlad – stock.adobe.com

Traditions and holidays

Scotland has many traditions. Maybe you have heard about some of them?

- ▶ Cut out the short texts, pictures and headlines!
- ▶ Then cut out the „window“ from the page after the next. Glue the headline and the pictures to the outside of the window and the information text to the inside.


This instrument looks like a big bag with flutes on it. When you blow into the mouthpiece⁵ it sounds like many instruments playing together.

Have you ever seen a skirt for boys and men? In Scotland it's rather common⁶ for men to wear skirts. The skirt is part of traditional Scottish clothing. You can find them in different colours with check patterns⁷ on it – in earlier times they showed to which clan you belonged.



Scottish bagpiper © anon –
stock.adobe.com

Kilt



St. Andrew's Day © Vera –
stock.adobe.com

You should try this national dish⁸ when you visit Scotland. Not everyone likes it. It is like a boiled pudding with the sheep's heart, lungs, liver and different spices.

This day is celebrated on 30th November every year. Scottish people celebrate it with parades and get together with families and friends. They commemorate⁹ that he is the Scottish patron saint¹⁰.

Haggis

⁵ mouthpiece = *Mundstück*

⁶ common = *üblich*

⁷ check patterns = *Karomuster*

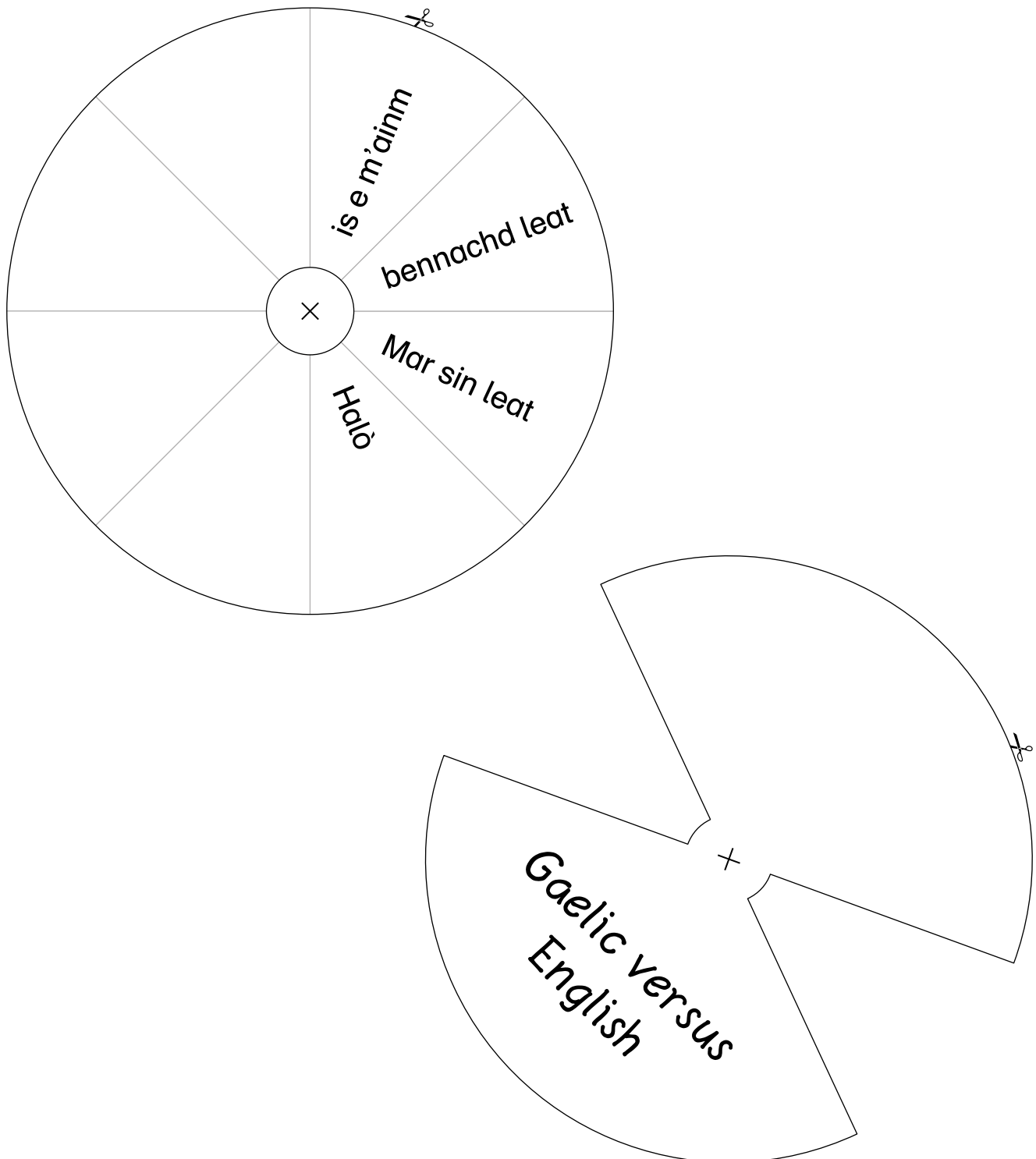
⁸ national dish = *Nationalgericht*

⁹ commemorate = *etwas oder jemandem gedenken*

¹⁰ patron saint = *Schutzpatron*

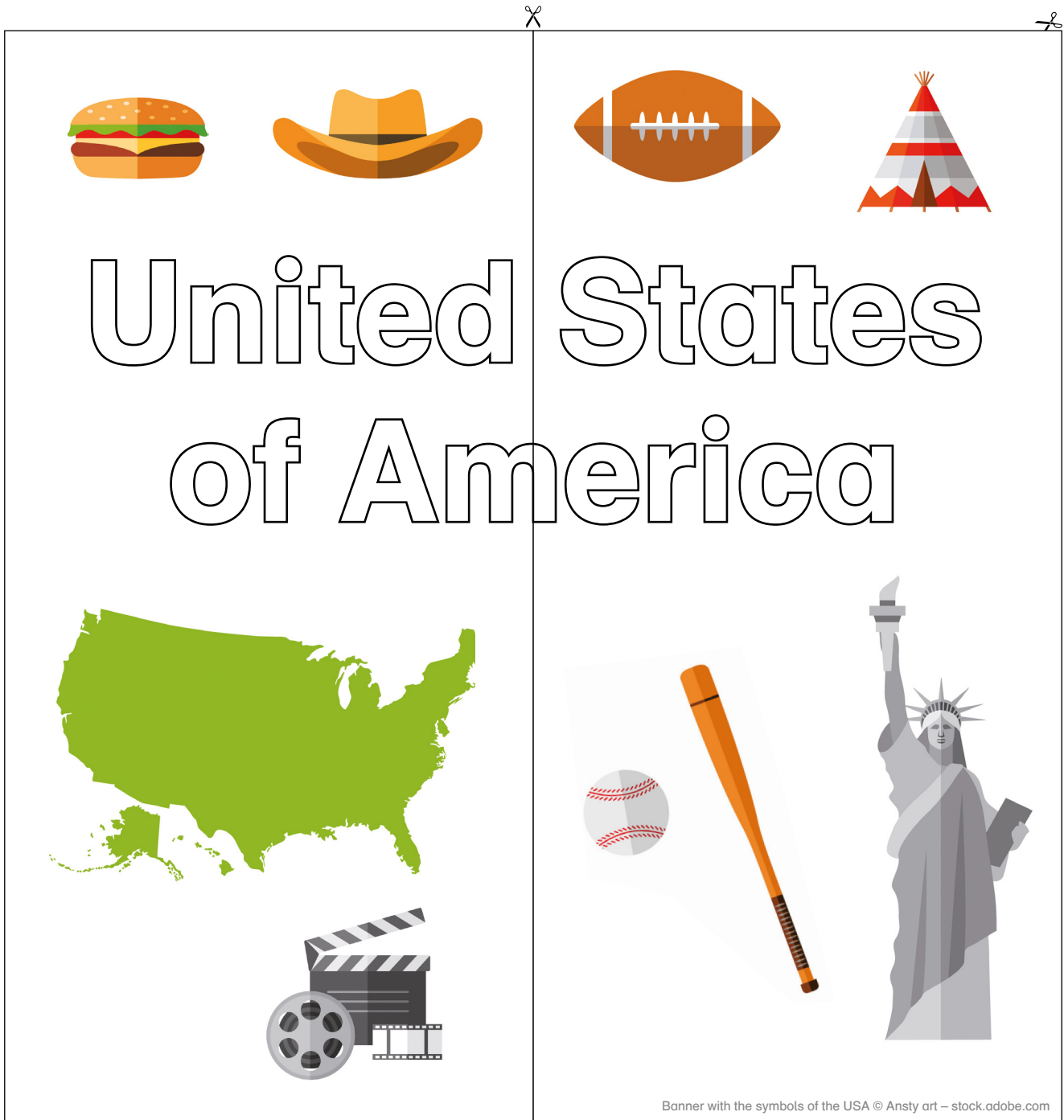
Languages in Scotland

- ▶ Scotland has different languages – one of it is Gaelic. Find out the words' meaning in English and German and write it down on the disc opposite to the Gaelic words! You have to fix¹⁴ the disc with a pattern clip¹⁵ on your lapbook.



¹⁴ to fix = *befestigen*

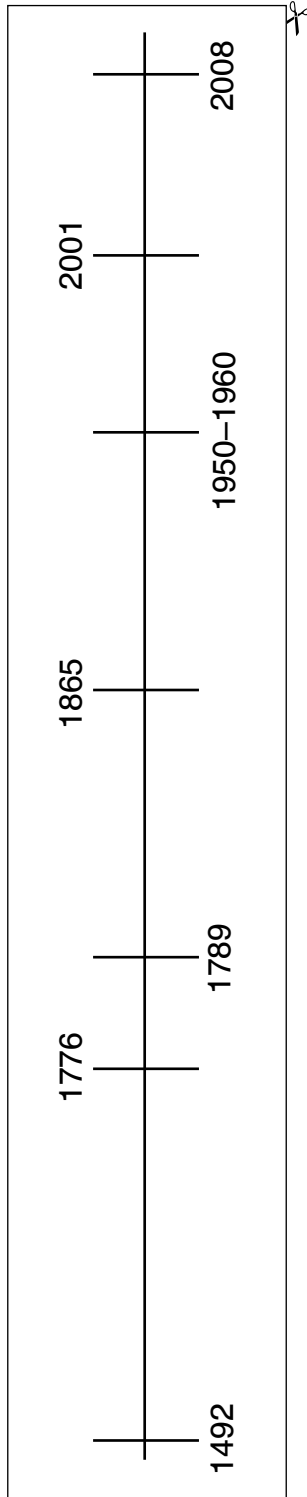
¹⁵ pattern clip = *Musterklammer*




This is _____'s
lapbook.

History of the USA

- ▶ Cut out the timeline and glue it on your lapbook!
- ▶ What happened when? Cut out the historical events and pictures, match them and glue them to the right year in the timeline. Feel free to find out more about each historical event. You can add some more information on your lapbook!




Yes We Can © chrisarvey – stock.adobe.com



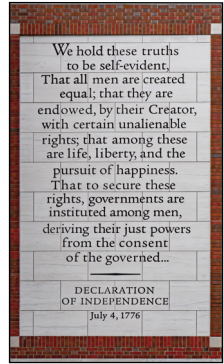
Selma-To-Montgomery March © Chad Robertson – stock.adobe.com



Old illustration of African prisoner © DimitriDim – stock.adobe.com




George Washington © vktikov – stock.adobe.com



American Declaration of Independence © Spiroview Inc. – stock.adobe.com



Christopher Columbus © Archivist – stock.adobe.com



View of the World Trade Towers © spiritofamerica – stock.adobe.com

9/11

Barack Obama becomes 1st black president of the United States.

End of slavery

Declaration of Independence

Civil Rights Movement⁶

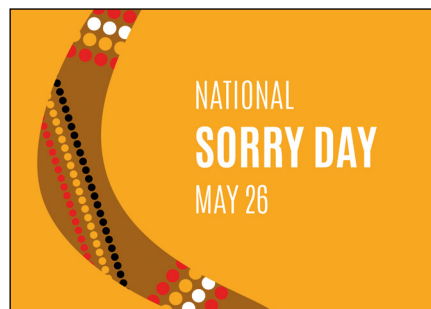
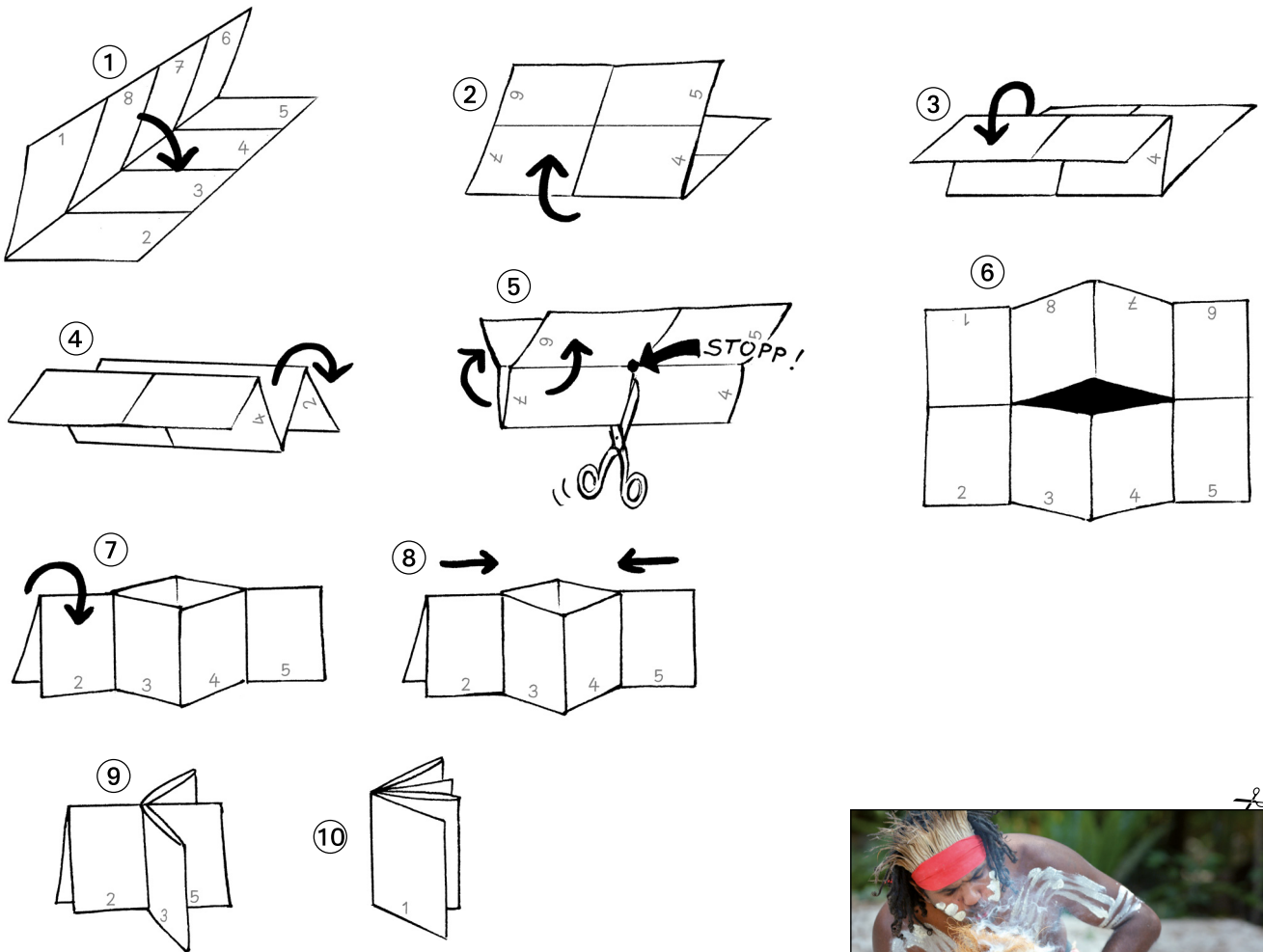
George Washington becomes 1st president of the United States.

Columbus reaches America.

⁶ Civil Rights Movement = Bürgerrechtsbewegung

Aboriginal Australians

- ▶ Aboriginal Australians are the first inhabitants of Australia. They have a very special way of life.
- ▶ Can you match the pictures to the right text? Fold and design your own „mini book“. The instructions below will help you. Then cut out the pictures and glue them on the right place in your „mini book“ and glue it on your lapbook! If you know some more facts about the Aboriginal Australians, you can write them on your lapbook around the „mini book“.




Profile of a sight of your choice

- ▶ Choose a sight or city of Australia and make a profile about it!
- ▶ Cut it out and glue it on your lapbook!

Name:

What it is:




 **SHORT HISTORY**

What to do there

FACTS

Where it is located

Draw or glue a picture here



SCHOOL-SCOUT.DE

Unterrichtsmaterialien in digitaler und in gedruckter Form

Auszug aus:

Lapbooks: Landeskunde englischsprachiger Länder

Das komplette Material finden Sie hier:

[School-Scout.de](https://www.school-scout.de)

